

All dimensions to be checked on site by contractor prior to preparation of shop drawings and commencement of work on site.









Do not scale from this drawing.

This drawing and the copyrights and patents therein are the property of Apex Architecture and may not be used or reproduced without consent.

This drawing is to be read in conjunction with all relevant consultant's drawings/documents and any discrepancies or variations are to be notified to Apex Architecture before the affected work commences.



SITE PLAN LEGEND

-  PROPOSED DWELLINGS
-  EXISTING BUILDINGS
-  PUBLIC OPEN SPACE
-  LANDSCAPING
-  ORCHARD
-  SITE AREA
-  PRIMARY ROAD
-  SECONDARY ROAD



Oak House, Avonlodge, Gloucestershire, GL15 6ST 01594 516161
 Wyastone Business Park, Monmouth, NP25 3SR 01600 800101

Client: AMPM

Project: Land at Claypit Farm
 Eastington, Stonehouse
 Gloucester, GL10 3AJ

Title: Proposed Site Plan CONCEPT

Job No.	AA480cf	Revision	N/A
Scale	1:1250 @ A2	Issue	DISCUSSION
		Date	JAN 2020

www.apexarchitecturaitd.com enquire@apexarchitecturaitd.com